

MORTUARY LIFT™ COMPANY

A L i f t i n g E x p e r i e n c e™



THE ULTIMATE 1000 LIFT™

www.mortuarylift.com

THE ULTIMATE STORY



ULTIMATE 1000 LIFT™ shown with NEW FREEDOM PIVOT™ (upgrade feature)

Since our inception, the Mortuary Lift Company has been providing top quality, dependable body lifts to funeral homes, morgues and hospitals worldwide. For over 50 years, our ULTIMATE 1000 LIFT™ and track systems continue to be one of the best selling lifts in the funeral industry.

Over the years, we have continually enhanced and adapted its features to improve what was already a superior product. Custom engineered specifically for the funeral, morgue and hospital industry, this heavy duty lift is the only All-In-One Lifting™ system you will ever need for your business.

At the Mortuary Lift Company, we stand behind our product because we know it is the ultimate in prep-room lifting. We think you'll find it the ultimate lift as well.



OPTIONAL! Integrated Load Scale Part# OP-016

Weighing of remains has become highly important in today's marketplace. Increase costs are incurred for excessive weights during shipping and cremating of remains. This scale streamlines the process by weighing remains while transferring to embalming table or casket. It also conserves valuable floor space by being integrated with the lift in the ceiling.

FEATURES AND BENEFITS

1000 lb. lifting capacity.

Lifts remains, casket and more.

Reduces labor costs - one person can do the work of many.

Assist in dressing remains.

Stationary mount.

Custom track systems.

Simple installation.

Straps offer maximum range for lifting floor to ceiling.

Ceiling mounted - no storage space required. NO DANGLING PARTS!

Lifts unembalmed and embalmed.

Lifts dressed and undressed remains.

Hygienic high-tech design.

MADE IN USA with all parts in stock and available for overnight shipment.



Straps extend all the way to floor.



Space saving, fully retractable straps.

www.mortuarylift.com

ALL-IN-ONE LIFTING SYSTEM - BENEFITS



Remains and casket are easily lifted and moved about your workspace with one person operation.

Reliable 110v power source

No dead batteries

No scratching of caskets or tables

Remains are easily lifted from awkward air trays.

SINGLE-PERSON transfers in prep room.

NO TOOLS REQUIRED.

NO TIME WASTED FOR PARTS CHANGE-OUT.

NO DANGLING PARTS in your workspace.

Straps extend to floor.

Excellent use for top and lower cooler trays.



ALL-IN-ONE LIFTING SYSTEM - BENEFITS

The ULTIMATE 1000 LIFT™ increases single operator productivity, and safety. Moving and dressing remains is no longer a two person operation. No more back strain, no waiting for help, treat the remains with dignity. The only lift in the business that can cover ALL the lifting you will need.

Work with remains from 0-1000 lbs. with no break in workflow. No fear of losing small parts, or training new staff to make parts change-out when working with remains of a variety of weights.

Use one strap at a time to lift one portion of the body to assist in dressing or lift only the torso to aid in embalming obese cases.



With this lift you attract and retain the best talent.

Developed specifically to fill the needs of the funeral industry.



MADE IN THE USA

www.mortuarylift.com

Standard ULTIMATE 1000 LIFT™ units:

The ULTIMATE 1000 LIFT™ is built to last a lifetime. The heavy duty lift is custom made by us at our factory and is manufactured using only the highest quality steel and top of the line parts. It is hand-made and customized to your specifications and needs. (allow 3-4 weeks for delivery) All replacement parts in stock and available for overnight shipping.



ULTIMATE 1000 LIFT™ shown as the standard stationary mount with ULTIMATE LIFT REMOTE.

Part #ML-018/W



ULTIMATE 1000 LIFT™ shown as the standard stationary mount with One-Touch™ Control System

Part #ML-017/P



Standard ULTIMATE 1000 LIFT™ includes:

1



1) NYLON LIFTING STRAPS – Set of (6)

Part #RP-011

These 1-1/2" wide straps are used to raise and lower the remains or casket for preparation or dressing room use. These straps are made from the highest quality military grade webbing for extreme strength and longevity. The swivel hooks are effortless to use. Simply push the hook against the GLIDETEC™ STRAP...the hook pops open and latches through the brass grommet on the GLIDETEC™ BODY STRAP without pressing with your fingers. The straps wind up into the cover. Nothing hanging over valuable floor space. Choose from lengths of 10', 15' or 20'.

Standard on new machines.

2) GLIDETEC™ BODY STRAPS – Set of (3)

Part #RP-012

These 36" x 3" slick white straps are ridged enough to slide under the remains, yet flexible enough to hug the remains, thus preventing slippage. These straps meet FDA requirements. They are non-porous with a 0% moisture absorption, are resistant to strong acids, and have a high chemical resistance. Impact and abrasion resistant, our GLIDETEC™ BODY STRAPS have a low coefficient of friction as well. Brass grommet fittings are included on each strap.

Standard on new machines.

2



3



3) HEAD SLING (1)

Part #RP-013

This flexible plastic coated sling cradles the head, allows for the stable transfer of the remain's features, slides off easily and wipes clean. Straps are adjustable to accommodate every case.

Standard on new machines.

4) CASKET STRAPS – Set of (3)

Part #RP-014

2" wide Black Nylon straps used to lift caskets, cots, gurneys and bodies over 400 lbs. These adjustable length straps (between 4ft. and 8ft) slide through the side bar of the casket then over the top of the casket and through the other side bar. No more shimmying or trying to get under the casket!

Standard on new machines.

4



Upgrades to the ULTIMATE 1000 LIFT™

1) FREEDOM PIVOT

Part #OP-015


Do more with less track. A must for small confined work spaces. Allows increased versatility for all track systems and stationary machines. Enables the ULTIMATE 1000 LIFT™ to pivot up to 180 degrees to accommodate any work flow. Stop at 90 degrees for a "T" pivot function or continue on to a full 180 degrees to completely change the direction of the remains.



2) BODY GLIDE™ BOARD

Part #OP-014

This custom body board is made from the same body material as the GLIDETEC™ BODY STRAPS. The board fits easily in and out of caskets. The nylon lift straps snap effortlessly into the board and the hand slots allow for easy maneuvering under the remains. You can leave it on the prep table for large cases. Dimensions 1-1/4" x 18 1/4" x 60".



3) GLIDETEC II™ BODY STRAPS

Part #OP-012

These 36" x 6" slick white straps are rigid enough to slide under the remains, yet flexible enough to hug the remains, thus preventing slippage. The wider 6 inch span further ensures secure lifting. Great to use with petite cases.



4) INTEGRATED LOAD SCALE

Part #OP-016

Streamlines weighing of remains while transferring to embalming table or casket. Conserves valuable floor space by being integrated with the lift in the ceiling. Load Capacity 1000 lbs.



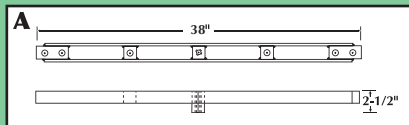
MADE IN THE USA

MOUNTING PARTS

A) LOAD BAR

Part #RP-037


Required for FREEDOM PIVOT™ on stationary machines or curved track systems. 38" x 2-1/2"



B) THREADED RODS (1/2" diameter)

Part #SP-021

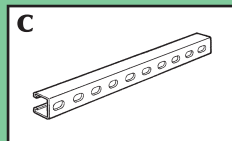
Fully threaded rods can be cut to any length: cutting charges apply. May be obtained locally.



C) METAL FRAMING CHANNEL

Part #SP-022

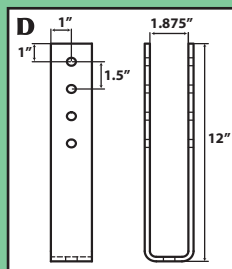
To be used when mounting track in the same direction as the ceiling joist. This channel is mounted at a right angle to the ceiling joist to disperse the weight load. Available in 10 foot sections. 12 Gauge - 1 5/8" x 3 1/4". May be obtained locally.



D) EXTRA LONG JOIST CLAMP

Part #SP-012EL

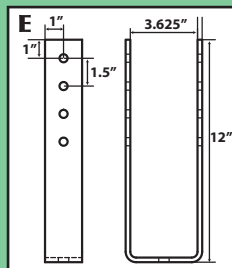
Height of clamp 12". Size of joist 2". Inside width 1-7/8". Size of side bolt holes 7/16". Bottom hole 1/16". First hole 1" from top of bracket, each hole thereafter is 1-1/2" on center from next hole. Weight 3 lbs.



E) EXTRA WIDE EXTRA LONG JOIST CLAMP

Part #SP-012EWXL

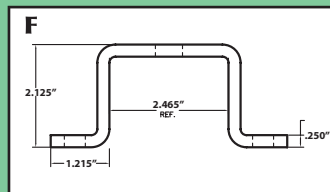
Height of clamp 12". Size of joist 4". Inside width 3-5/8". Size of side bolt holes 7/16". Bottom hole 9/16". First hole 1" from top of bracket, each hole thereafter is 1-1/2" on center from next hole. Weight 4 lbs.



F) "U" MOUNTING BRACKETS

Part #SP-014

End holes 7/16" diameter: Centers hole 9/16" diameter. Drop 2-3/16". Height 2-1/8".

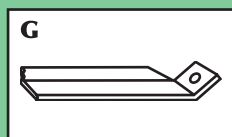


G) ANGLE IRON

Part #SP-023

Recommended for sway brace use.

1/8" thick, 1-1/4" leg length. 1 lb. per foot. 5' lengths.



TRACK MOUNTING PARTS

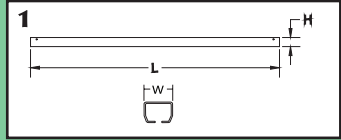
1) TRACK

Part #RP-015G

1000 lbs capacity. Runways are painted blue. Lengths are custom and can be continuous up to 23 feet. Lengths longer than 23 feet require splice joint hardware. (Not included: hangers, trolleys, or splice joints.)

6' Max. Support Centers,

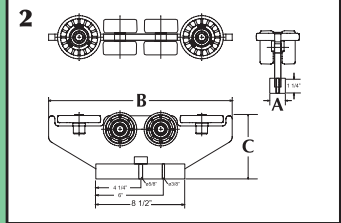
2' Max. Cantilever, (H) = 3-1/16", (W) = 3-13/16".



2) HOIST TROLLEY

Part #RP-017G/SD

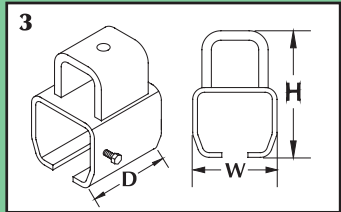
1000 lbs capacity. Trolley has both horizontal and vertical wheels for easy movement on unbalanced loads. Trolley weighs 11 lbs and is painted blue. One required for all track systems, two required on curved track systems. (A) = 1-1/4", Length (B) = 14-5/8", Height (C) = 4-11/16"



3) PLAIN SUPPORT BRACKET

Part #SP-026G

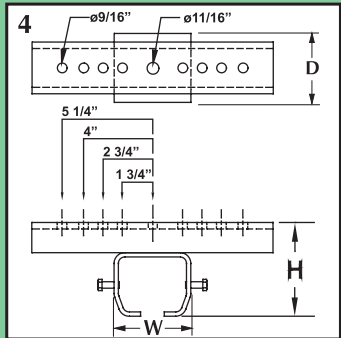
Hangers are painted blue. Weight 7 lbs
Height (H) = Min. 6-1/4", Width (W) = 4.5", and
Depth (D) = 4"



4) FLUSH MOUNT BRACKET - PARALLEL

Part #SP-026G/PLO

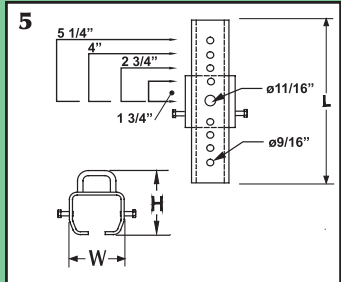
Used for PARALLEL mounting to I-beam, or PERPENDICULAR mounting to wood trusses. Brackets weigh 11 lbs and are painted blue. Includes beam clips and hardware for I-beam mounting. Height (H) = 5-1/2", Width (W) = 4-1/2", Depth (D) = 4"



5) FLUSH MOUNT BRACKET - PERPENDICULAR

Part #SP-026G/PRN

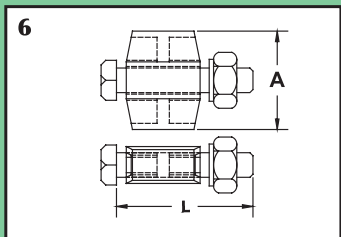
Used for PERPENDICULAR mounting to I-beam. Specifications same as parallel. On center hole distances same as #4, (parallel bracket). Height (H) = 5-1/2", Width (W) = 4-1/2", Length (L) = 14"



6) END STOP BUMPER

Part #RP-023G

Plastic bumper. Included hardware:
1/2" - 13 bolt, nut and lockwasher included with track orders.

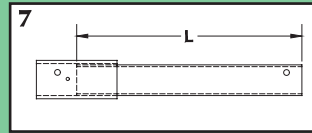


TRACK MOUNTING PARTS

7) FESTOON STACK SECTION

Part #RP-024G

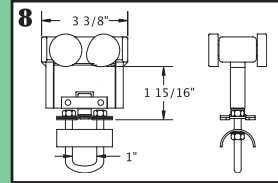
Stores festoon trolleys or gliders without taking away from the available track length. Stack sections are painted blue. (L) 19", Weight 20 lbs. Price includes attachment hardware and one bolt for end stop bumper. *(shorter lengths available)*



8) FESTOON TOW TROLLEY

Part #RP-018G/T

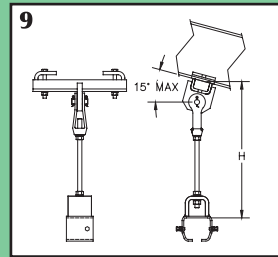
Recommended for use with curved track. One every 3' on bridge or 6' on runway.



9) SLOPED CEILING MOUNTED HANGER ASSEMBLY

Part #RP-028G

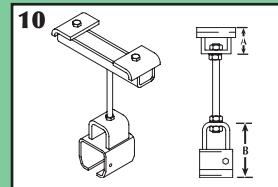
Mounted to I-Beam. For plain steel track. Hangers are painted blue. Height (H) Min. 11-3/8" Weight 29 lbs. Rods are 5/8" diameter. B7 Alloy-all thread.



10) SUSPEND HANGER ASSEMBLY

Part #RP-026G/S

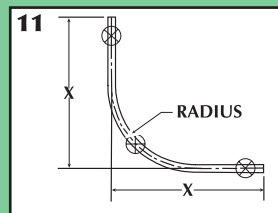
Recommended for use when track is suspended from I-beam or wood truss. A = 3", B = 6 1/4", threaded rod ordered to length. Weight 24 lbs



11) CURVED TRACK

Part #RP-016G

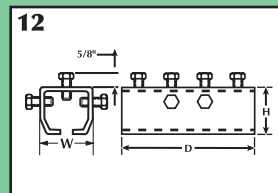
This is a one piece 90 degree angle curve. Radius is 31'-3/8", X = Length 45", Weight 53 lbs.



12) SLICE JOINT (with hardware)

Part #RP-020G

Needed to join monorail track if span is longer than 23 feet. H (maximum) 3-3/4", D = 8", Width (W) = 4-1/2", Weight 9 lbs.



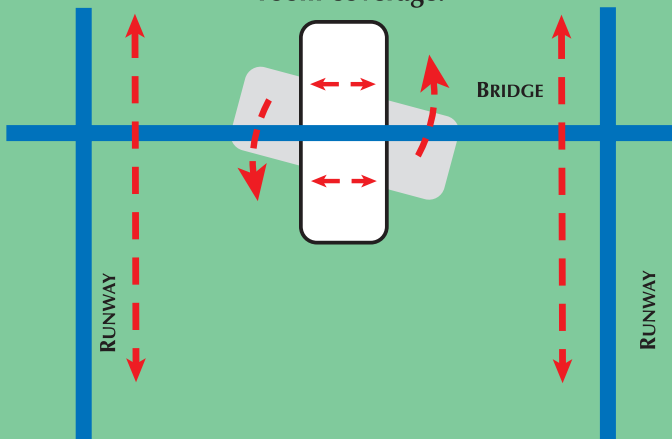
ALL- ACCESS™ TRACK SYSTEM

Move your case to any position in your prep room. This system allows "U" shaped movement - side to side - diagonal - perpendicular - or 180° when FREEDOM PIVOT™ upgrade is added. Customized to any room dimension. The complete system is made up of TWO SIDE RUNWAYS, A BRIDGE, THE LIFT AND TROLLEY. (FREEDOM PIVOT™ can be added to the system).

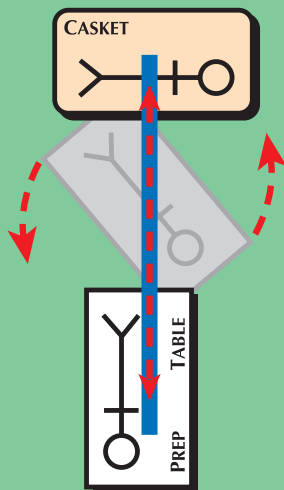


ALL-ACCESS™ TRACK SYSTEM

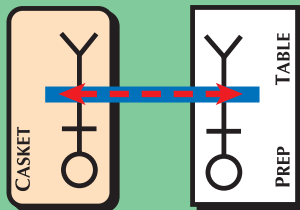
Sliding middle track up and down runways allows complete room coverage.



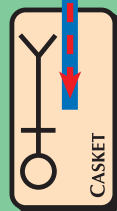
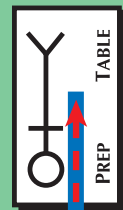
COMMON CUSTOM TRACK SYSTEM



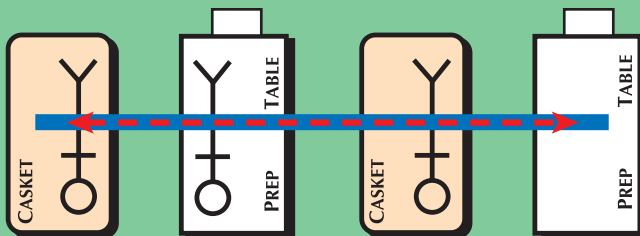
**"T" Pivot
Monorail**



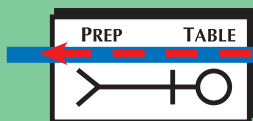
**Single Station
Perpendicular
Mount**



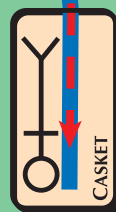
**Parallel
Mount**



Two Station Perpendicular Mount



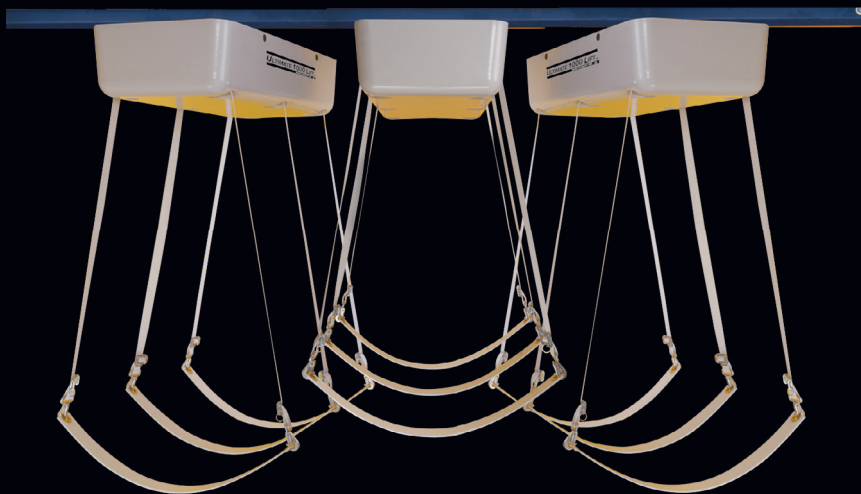
**"L" Movement
Monorail**



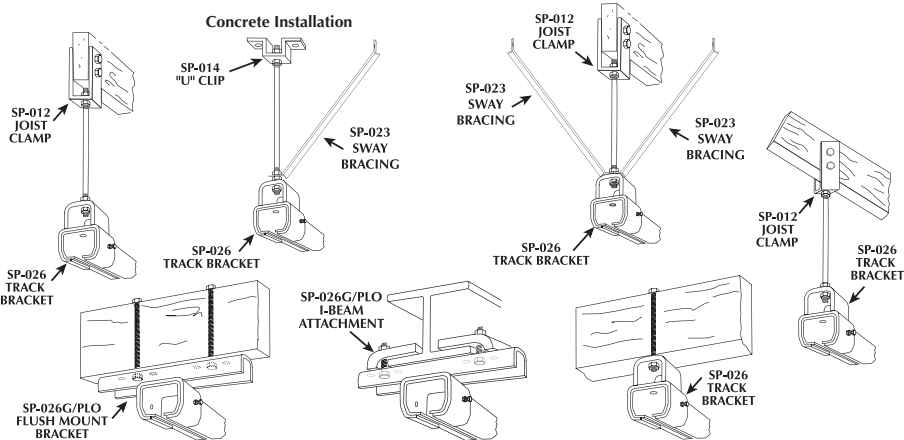
Our customized track systems offer more versatility in your prep room. A beneficial upgrade from the standard stationary mount, the many different track configurations give you the freedom to easily streamline your processes.

SUGGESTED SUSPENSION METHODS

The ULTIMATE 1000 LIFT™ is simple to install. Various suggestions for supporting this system are illustrated below. The sketches show typical methods of suspending the track from various types of ceiling fittings and may be adapted to practically every kind of ceiling or overhead construction.



SUGGESTED SUSPENSION METHODS



These diagrams are recommendations only and are intended to provide the purchaser with some basic guidelines for installation. The user is urged to verify the proposed details of installation in each particular case with a local engineer and a local Building Official to verify its adequacy and ensure compliance with local codes and ordinances.

This lift NOT intended for use as an elevator.

MLC is not responsible for NON-MLC Installs see Waiver of Liability.

LIFT SPECIFICATIONS

ULTIMATE 1000 LIFT™

SUPPORTS ANY LENGTH AND ANY HEIGHT OF REMAINS UP TO 1000 POUNDS.

DIMENSIONS: 46" X 18" X 8.5".

CEILING MOUNTED: STATIONARY OR WITH TRACK SYSTEM.

HEAD ROOM:

- STATIONARY LIFT, 8 INCH DROP FROM CEILING.
- LIFT W/TRACK: 17 INCH DROP FROM CEILING WHERE LIFT IS PARKED.

LIFTING CAPACITY: 1000 POUNDS.

110V: (CAN BE WIRED FOR INTERNATIONAL SALES).

15 AMPS. **NEEDS A DESIGNATED CIRCUIT (PLUGS INTO A THREE-PRONGED OUTLET)**
NEEDS A SURGE PROTECTOR

OUTLET LOCATION:

- 1.) STATIONARY: 2' FROM END OF MACHINE
- 2.) TRACK SYSTEM: 2-1/2' FROM END OF TRACK WHERE MACHINE IS PARKED WHEN NOT IN USE).

WEIGHT OF MACHINE: 180 POUNDS.

COVER: A WHITE HYGIENIC MOLDED PLASTIC COVERING.

MAINTENANCE: **MINIMAL.**
SEE MAINTENANCE MANUAL AND CHECKLIST.

WARRANTY:* **SIX MONTHS PARTS AND LABOR, 1 YEARS PARTS, 10 YEARS ON THE BASE OF MACHINE.**

LIFT EXPECTANCY: DECADES.

TRACK:

- 1000 POUND LIFTING CAPACITY.
- WEIGHT OF TRACK: 6.6 POUNDS PER FOOT.
- RAILS: STEEL.

INSTALLATION:

- MLC CERTIFIED INSTALLER OR LOCAL CONTRACTOR.
- CEILING STRUCTURE FOR STATIONARY MACHINE SHOULD BE CAPABLE OF A 1500 POUND LOAD.
- MLC DOES NOT VERIFY CEILING CAPACITY.
- MLC IS NOT RESPONSIBLE FOR NON-MLC INSTALLS.
- *SEE WAIVER.

SUSPENDING: MACHINE OR TRACK CAN BE SUSPENDED FROM ANY TYPE OF CEILING.

MOUNTING: CAN ALSO BE MOUNTED TO ANY CEILING TYPE, WOOD, METAL, CONCRETE, I-BEAM.

***PLEASE SEE WARRANTY MANUAL FOR FULL WARRANTY INFORMATION.**

Our commitment is to provide the highest quality, most dependable lifting system for the funeral professional.

We are proud of the ULTIMATE 1000 LIFT™. We design and customize each unit to fit your needs. The value it provides, the increased productivity and reduced injuries our lift delivers is second to none.

MORTUARY LIFT™ COMPANY

**127 Cottage Grove Avenue S.E.
Cedar Rapids, IA 52403**

800-628-8809

(319)-364-4910

FAX: (319)-364-4930

www.mortuarylift.com



MADE IN THE USA



Distributed by

